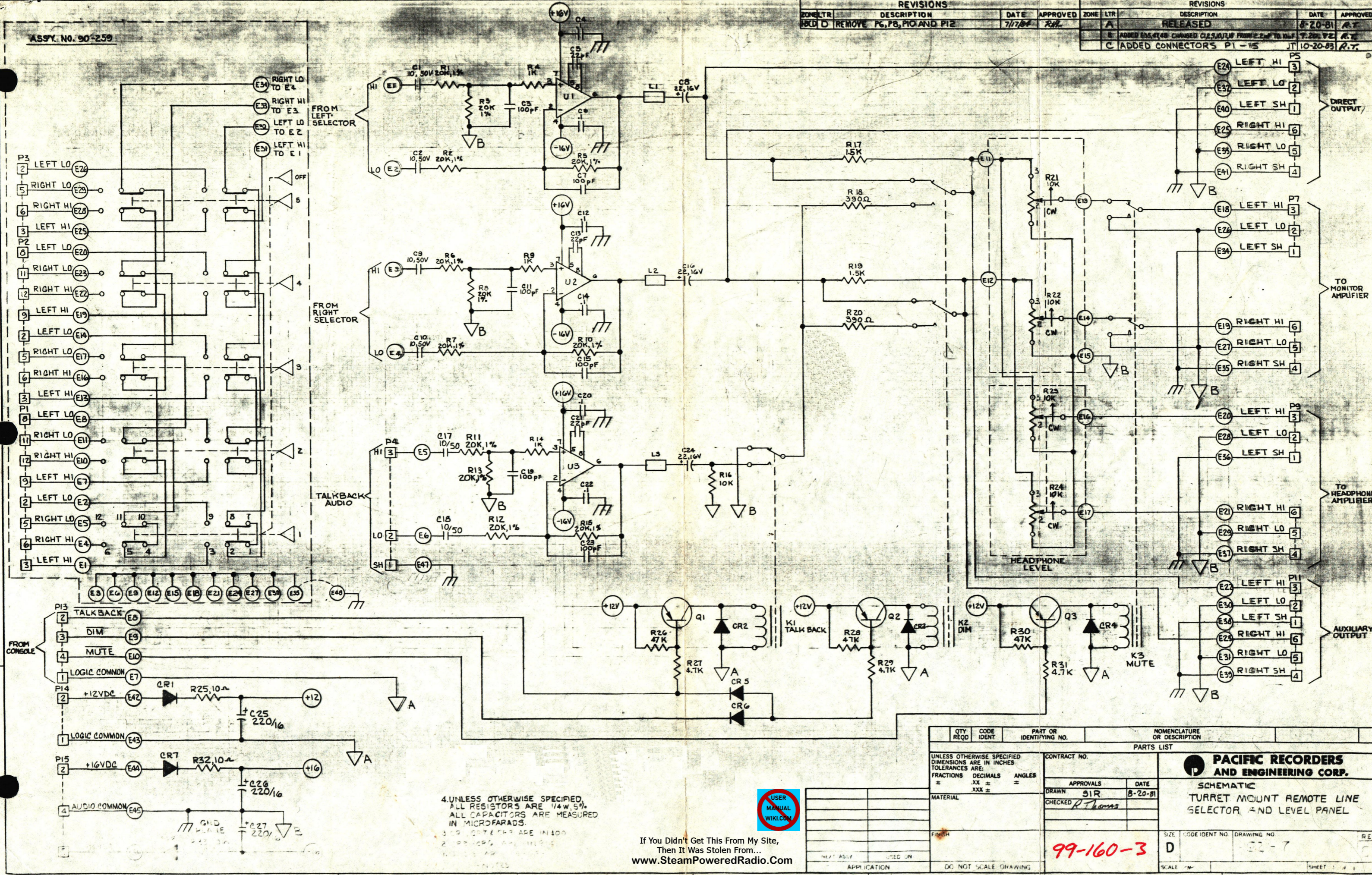


ASSY. NO. 90-259

REVISIONS				REVISIONS			
ZONE	LTR	DESCRIPTION	DATE	APPROVED	ZONE	LTR	DESCRIPTION
B	D	REMOVE P6, P8, P10 AND P12	7/7/81	R.H.	A		RELEASED
					B		ADDED E25, E48 CHANGED C12, C14, C15 FROM 2.2K TO 10K
					C		ADDED CONNECTORS P1 - P5



4. UNLESS OTHERWISE SPECIFIED,  
ALL RESISTORS ARE 1/4W, 5%  
ALL CAPACITORS ARE MEASURED  
IN MICROFARADS.  
3 CR1, CR2 & CR3 ARE IN 400  
VOLTS. CR4 & CR5 ARE IN 50V  
VOLTS. CR6 & CR7 ARE IN 100V  
VOLTS.

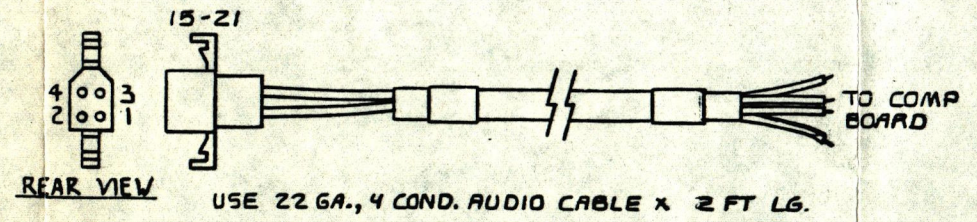
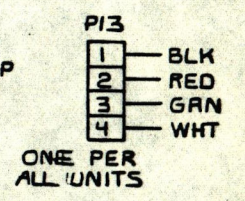

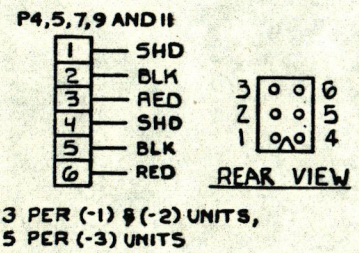
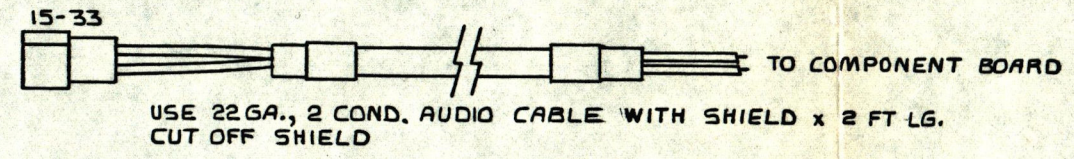
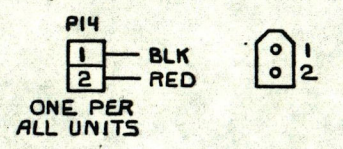
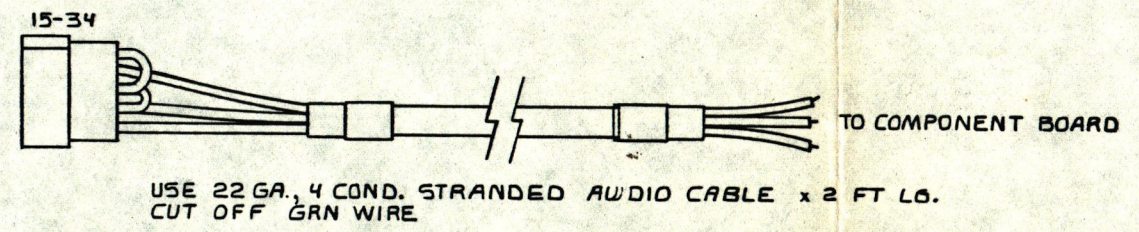
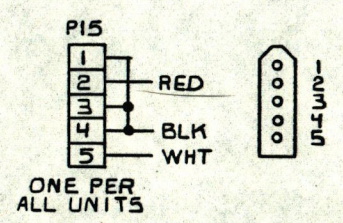
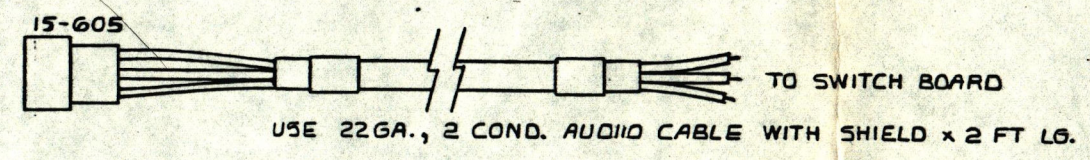
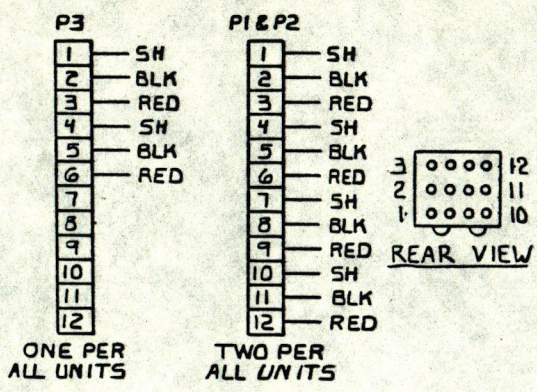


If You Didn't Get This From My Site,  
Then It Was Stolen From...  
www.SteamPoweredRadio.Com

QTY REQD	CODE IDENT	PART OR IDENTIFYING NO.	NOMENCLATURE OR DESCRIPTION
PARTS LIST			
UNLESS OTHERWISE SPECIFIED DIMENSIONS ARE IN INCHES TOLERANCES ARE: FRACTIONS DECIMALS ANGLES ± .XX ± .XXX ± °			CONTRACT NO.
APPROVALS		DATE	<b>PACIFIC RECORDERS AND ENGINEERING CORP.</b> SCHEMATIC TURRET MOUNT REMOTE LINE SELECTOR AND LEVEL PANEL
DRAWN <i>SIR</i>		8-20-81	
CHECKED <i>R. Thomas</i>			
MATERIAL			
FINISH			
APPLICATION	DO NOT SCALE DRAWING		
SIZE		CODE IDENT NO.	DRAWING NO.
SCALE			
SHEET 1 OF 1			

99-160-3

REVISIONS				
ZONE	LTR	DESCRIPTION	DATE	APPROVED
	A	RELEASED	2/20/72	R.T.
	B	CHANGE P5 THRU P12 TO MOLEX, SHORTEN CABLES, INCORPORATED ECO 1043	7/17/84	R.H.



2. COVER ALL EXPOSED SHIELDS WITH TEFLON.  
1. SHRINK WRAP BOTH ENDS OF ALL CABLES.  
UNLESS OTHERWISE SPECIFIED:  
NOTES



If You Didn't Get This From My Site,  
Then It Was Stolen From...  
www.SteamPoweredRadio.Com

MATERIAL	
FINISH	
APPLICATION	99-160
NEXT ASSY	USED ON

QTY REQD	CODE IDENT	PART OR IDENTIFYING NO.	NOMENCLATURE OR DESCRIPTION
PARTS LIST			
UNLESS OTHERWISE SPECIFIED DIMENSIONS ARE IN INCHES TOLERANCES ARE:		CONTRACT NO.	
FRACTIONS	DECIMALS	ANGLES	
±	.XX ±	±	
	.XXX ±		
APPROVALS		DATE	
DRAWN GFG		5-14-72	
CHECKED R.Thomas		7-20-82	
<b>PACIFIC RECORDERS AND ENGINEERING CORP.</b>			
FINAL ASSY. TURRET MOUNT REMOTE LINE SELECTOR AND LEVEL PANEL			
SIZE	CODE IDENT NO.	DRAWING NO.	REV
C		99-160	B
SCALE N/A		SHEET 1 OF 2	

99-160-3

REVISIONS				
ZONE	LT#	DESCRIPTION	DATE	APPROVED
		SEE SHT 1		

SWITCHBOARD WIRING		
COLOR	FROM	TO
SH	P1-1	E3
BLK	P1-2	E2
RED	P1-3	E1
SH	P1-4	E6
BLK	P1-5	E5
RED	P1-6	E4
SH	P1-7	E9
BLK	P1-8	E8
RED	P1-9	E7
SH	P1-10	E12
BLK	P1-11	E11
RED	P1-12	E10
SH	P2-1	E15
BLK	P2-2	E14
RED	P2-3	E13
SH	P2-4	E18
BLK	P2-5	E17
RED	P2-6	E16
SH	P2-7	E21
BLK	P2-8	E20
RED	P2-9	E19
SH	P2-10	E24
BLK	P2-11	E23
RED	P2-12	E24
SH	P3-1	E27
BLK	P3-2	E26
RED	P3-3	E25
SH	P3-4	E30
BLK	P3-5	E29
RED	P3-6	E28

COMPBOARD WIRING		
COLOR	FROM	TO
SH	P4-1	E47
BLK	P4-2	E6
RED	P4-3	E5
SH	P5-1	E40
BLK	P5-2	E32
RED	P5-3	E24
SH	P5-4	E41
BLK	P5-5	E33
RED	P5-6	E25
SH	P11-1	E38
BLK	P11-2	E30
RED	P11-3	E22
SH	P11-4	E39
BLK	P11-5	E31
RED	P11-6	E23
BLK	P13-1	E7
RED	P13-2	E8
GRN	P13-3	E9
WHT	P13-4	E10
BLK	P14-1	E43
RED	P14-2	E42
RED	P15-2	E44
BLK	P15-4	E45
WHT	P15-5	E46
SH	P7-1	E34
BLK	P7-2	E26
RED	P7-3	E18
SH	P7-4	E35
BLK	P7-5	E27
RED	P7-6	E19
SH	P9-1	E36
BLK	P9-2	E28
RED	P9-3	E20
SH	P9-4	E37
BLK	P9-5	E29
RED	P9-6	E21

POT WIRING		
COLOR	FROM	TO
JUMP	R21-1	R22-1
BLK	R22-1	E15
RED	R21-2	E13
ORN	R21-3	E11
WHT	R22-2	E14
YEL	R22-3	E12
JUMP	R23-1	R24-1
BLK	R24-1	E15
RED	R23-2	E16
ORN	R23-3	E11
WHT	R24-2	E17
YEL	R24-3	E12
JUMP	R23-1	R24-1
"	R24-1	R21-1
"	R21-1	R22-1
BLK	R22-1	E15
RED	R23-2	E16
WHT	R24-2	E17
RED	R21-2	E13
WHT	R22-2	E14
JUMP	R23-3	R21-3
ORN	R21-3	E11
JUMP	R24-3	R22-3
YEL	R22-3	E12

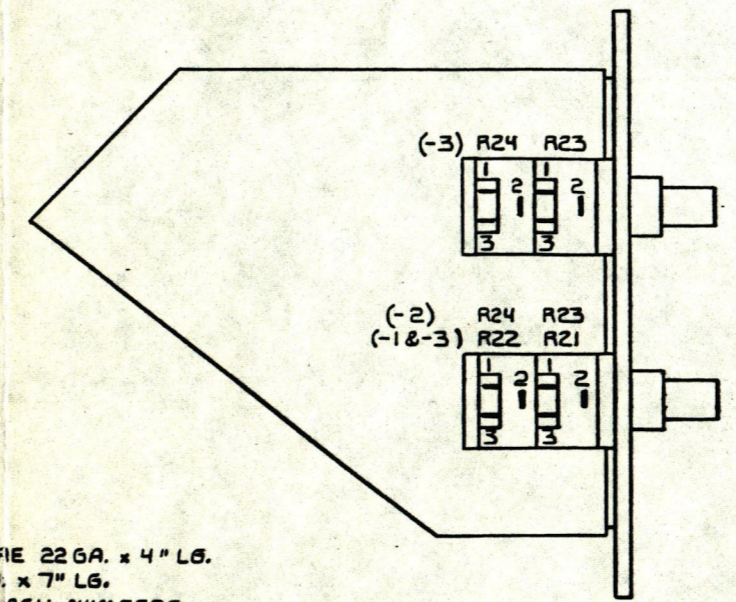
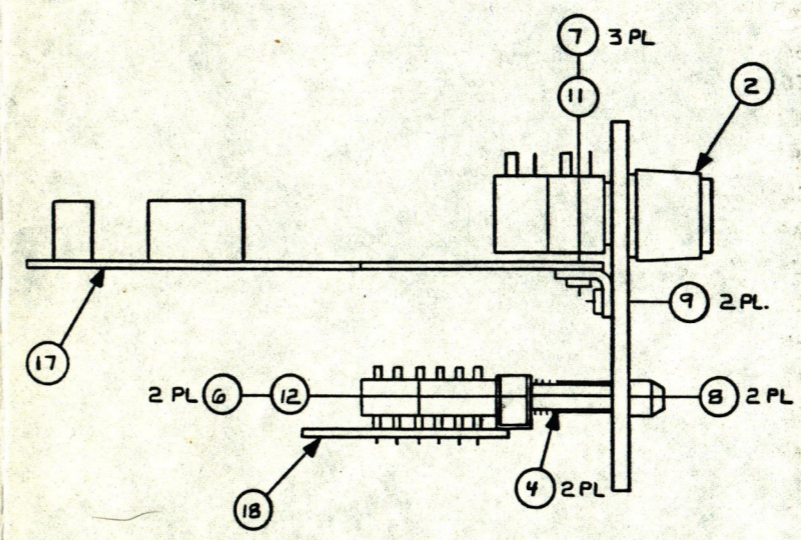
-1 ONLY

-2 ONLY

-3 ONLY

-1 & -3 ONLY

-2 & -3 ONLY



3. ALL INTERBOARD WIRES ARE 22 GA. x 4" LG.  
 2. ALL POT WIRES ARE 22 GA. x 7" LG.  
 1. WIRING PERTAINS TO ALL DASH NUMBERS

NOTE: UNLESS OTHERWISE SPECIFIED

INTERBOARD WIRING		
COLOR	SWITCH BOARD	COMP BOARD
RED	E31	E1
BLK	E32	E2
WHT	E33	E3
GRN	E34	E4
BRN	E35	E48

If You Didn't Get This From My Site,  
 Then It Was Stolen From...  
[www.SteamPoweredRadio.Com](http://www.SteamPoweredRadio.Com)



QTY REQD	CODE IDENT	PART OR IDENTIFYING NO.	NOMENCLATURE OR DESCRIPTION
PARTS LIST			
UNLESS OTHERWISE SPECIFIED DIMENSIONS ARE IN INCHES TOLERANCES ARE:		CONTRACT NO.	
FRACTIONS	DECIMALS	ANGLES	<b>PACIFIC RECORDERS AND ENGINEERING CORP.</b> FINAL ASSY. TURRET MOUNT REMOTE LINE SELECTOR AND LEVEL PANEL
±	.XX ±	±	
MATERIAL		APPROVALS	DATE
FINISH		DRAWN <i>GFG</i>	5-14-72
NEXT ASSY USED ON		CHECKED <i>R. Thomas</i>	9.20.72
APPLICATION		SIZE	CODE IDENT NO
DO NOT SCALE DRAWING		C	99-160
		DRAWING NO.	REV
		99-160	B
		SCALE <i>ALL/1/E</i>	SHEET 2 OF 2

99-160-3

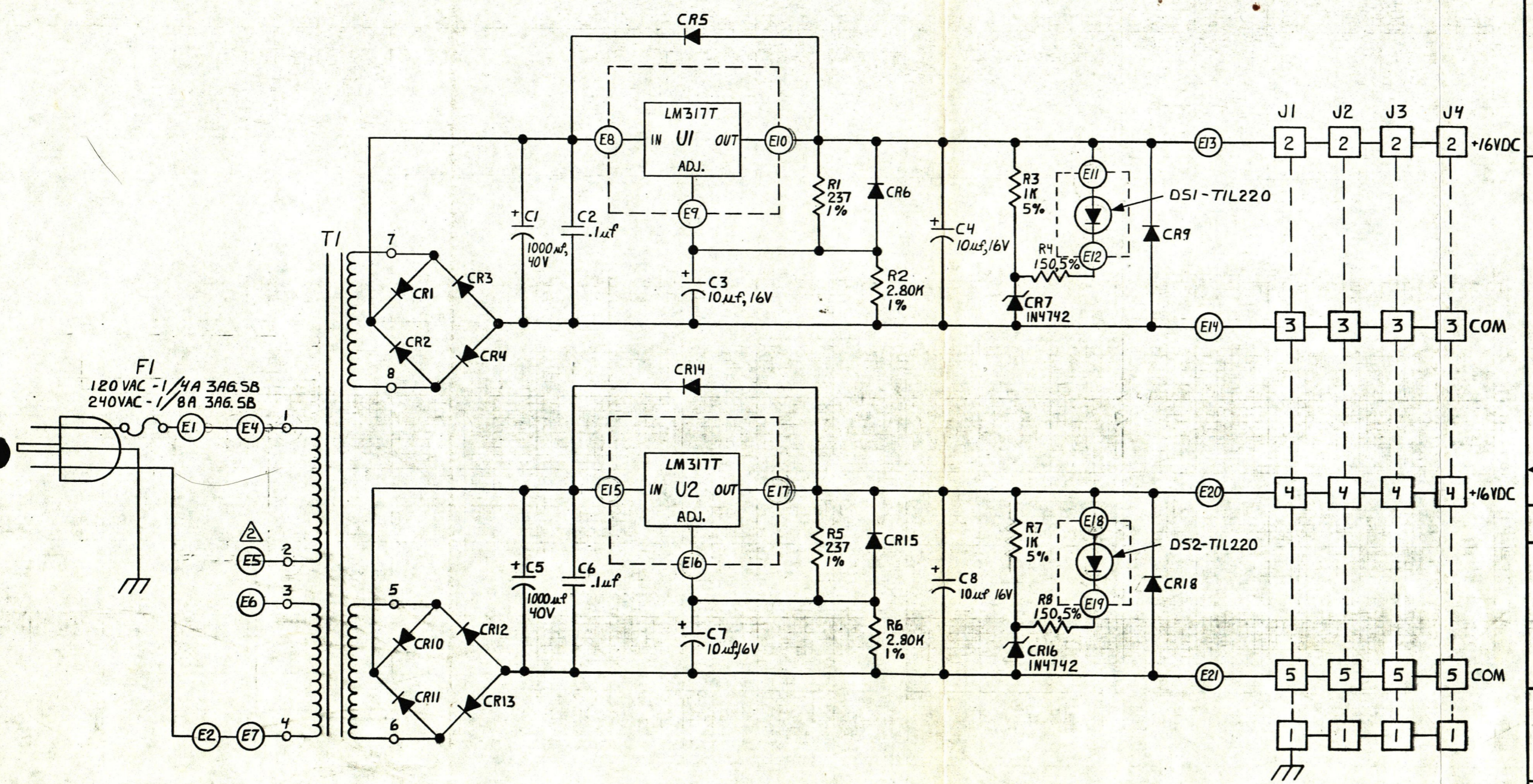
4

3

2

1

REVISIONS				
ZONE	LTR	DESCRIPTION	DATE	APPROVED
A		RELEASED	11.9.81	R.T.



FOR 120VAC (-1) JUMPER E5 TO E7 AND E6 TO E4.  
 FOR 240VAC (-2) JUMPER E6 TO E5  
 1. UNLESS OTHERWISE SPECIFIED  
 ALL DIODES ARE IN4001

NOTE:



If You Didn't Get This From My Site,  
 Then It Was Stolen From...  
[www.SteamPoweredRadio.Com](http://www.SteamPoweredRadio.Com)

90-245	99-157
NEXT ASSY	USED ON
APPLICATION	

QTY REQD	CODE IDENT	PART OR IDENTIFYING NO.	NOMENCLATURE OR DESCRIPTION
PARTS LIST			
UNLESS OTHERWISE SPECIFIED DIMENSIONS ARE IN INCHES TOLERANCES ARE:		CONTRACT NO.	
FRACTIONS	DECIMALS	ANGLES	
±	.XX ±	±	
	.XXX ±		
MATERIAL		APPROVALS	DATE
FINISH		DRAWN <i>GLENN</i>	8-5-81
		CHECKED <i>R.Thomas</i>	11.9.81
		<b>PACIFIC RECORDERS AND ENGINEERING CORP.</b>	
		TURRET POWER SUPPLY ± 16 VDC	
SIZE	CODE IDENT NO.	DRAWING NO.	REV
C		92C5	A
SCALE	SHEET 1 OF 1		

99-157-1

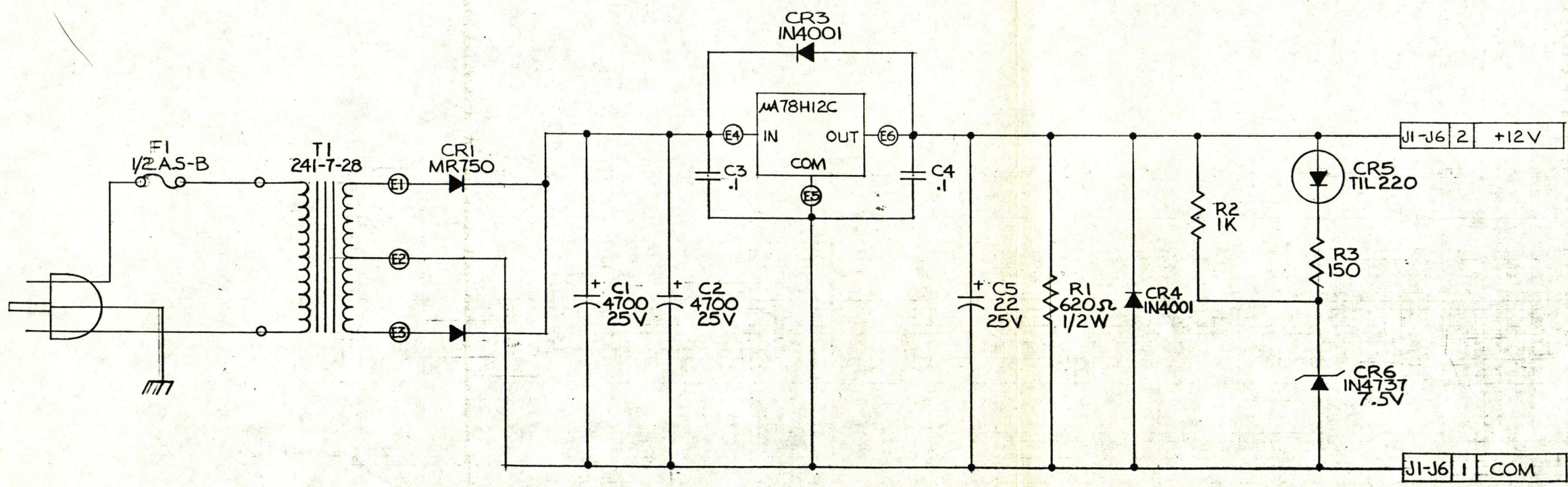
4

3

2

1

REVISIONS				
ZONE	LTR	DESCRIPTION	DATE	APPROVED
	A	RELEASED	12-12-79	JPN
	B	CR1 WAS 8.2V, DWG. NO. WAS 99-112	12.6.83	R.T.



If You Didn't Get This From My Site,  
Then It Was Stolen From...  
[www.SteamPoweredRadio.com](http://www.SteamPoweredRadio.com)



1. UNLESS OTHERWISE SPECIFIED;  
ALL RESISTORS ARE 1/4W, 5%.  
ALL CAPACITORS ARE IN MICROFARADS.

QTY REQD	CODE IDENT	PART OR IDENTIFYING NO.	NOMENCLATURE OR DESCRIPTION
PARTS LIST			
UNLESS OTHERWISE SPECIFIED DIMENSIONS ARE IN INCHES TOLERANCES ARE:		CONTRACT NO.	
FRACTIONS	DECIMALS	ANGLES	
±	.XX ±	±	
±	.XXX ±		
MATERIAL		APPROVALS	DATE
		DRAWN M.M.	12-12-79
		CHECKED JPN	12/14/79
FINISH		PACIFIC RECORDERS AND ENGINEERING CORP.	
		TURRET POWER SUPPLY	
PROJECTS		SIZE C	CODE IDENT NO. 92C29
NEXT ASSY		DRAWING NO.	REV B
USED ON		SCALE NONE	
APPLICATION		SHEET OF 1	
DO NOT SCALE DRAWING			

99-112-1