



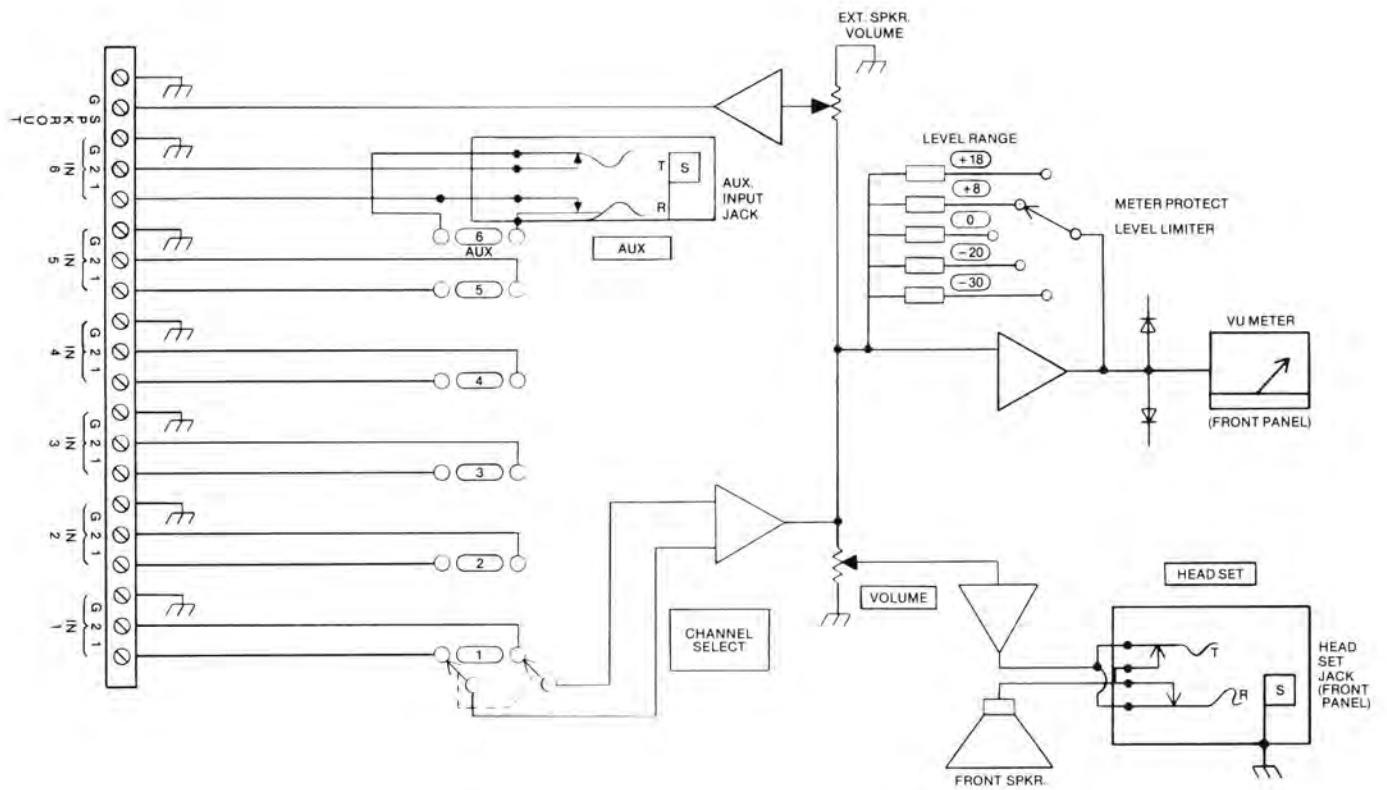
AUDIO MONITOR



DESCRIPTION

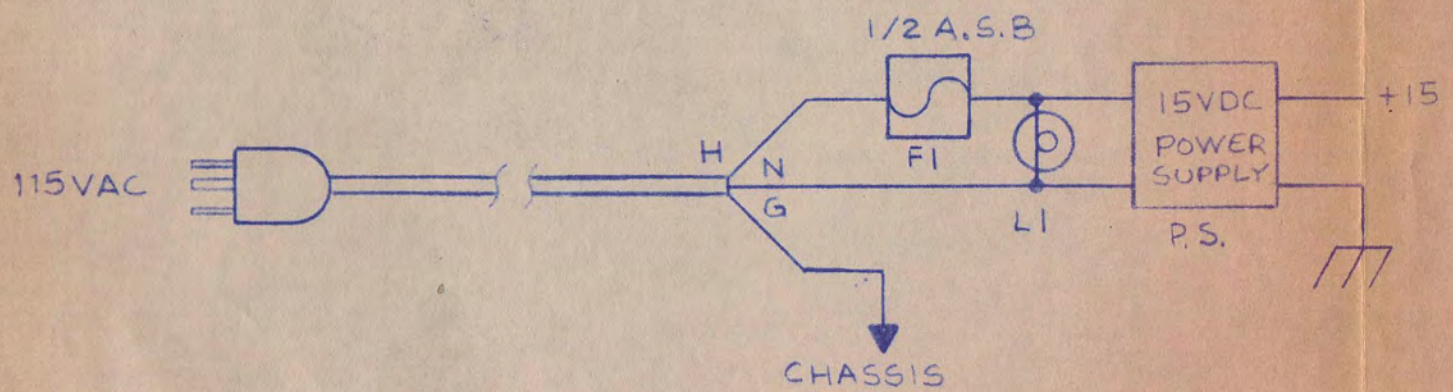
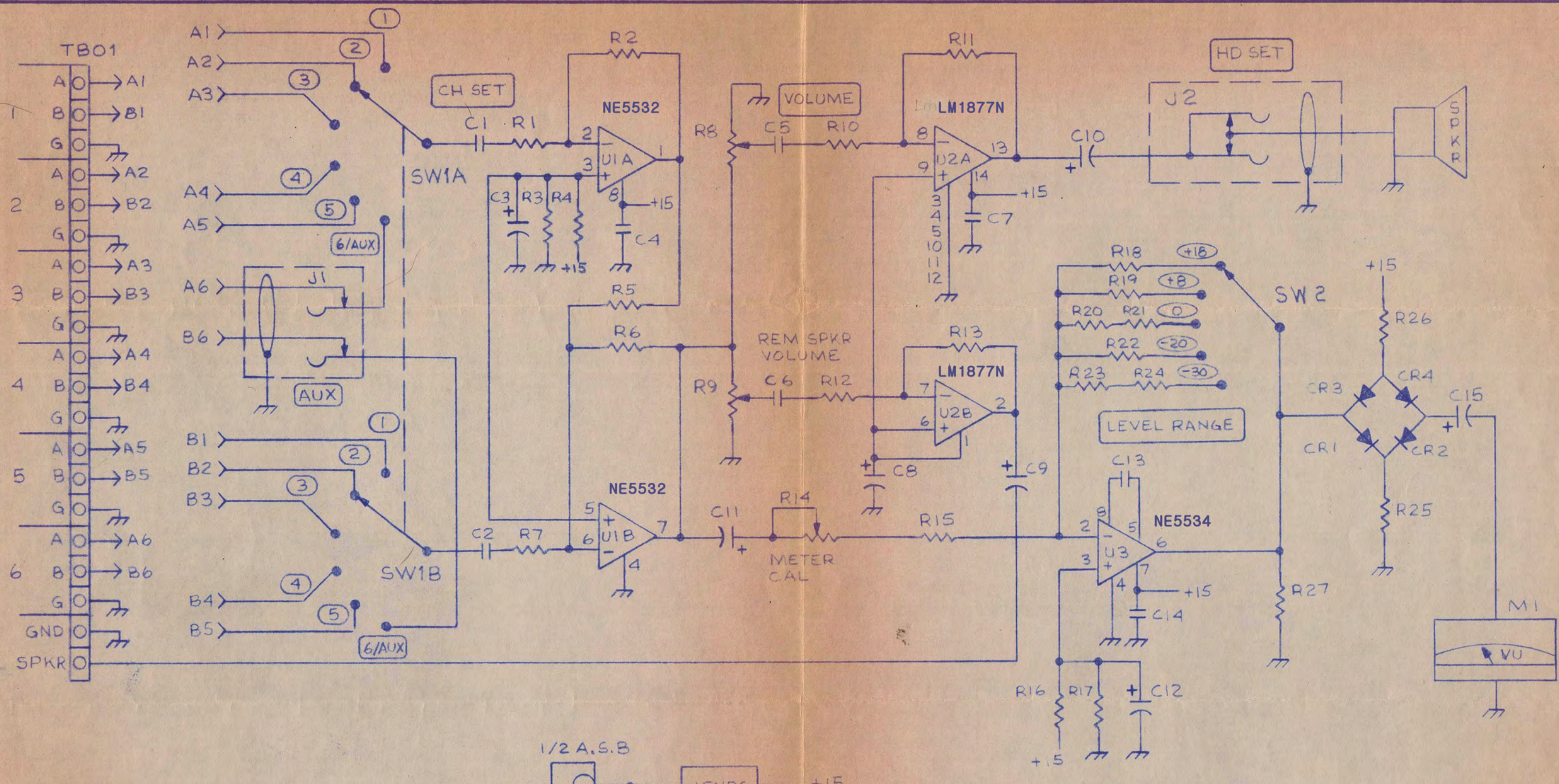
The AM200 Audio Monitor is designed to high impedance bridge and monitor the quality and levels of six individual program circuits. Each selected circuit can be monitored for audio level and noise level by use of a front panel VU meter and range selection switch. The selector switch provides convenient level ranges so that OVU on the meter is equivalent to peak program level (+ 18 dBm), average program level (+ 8 dBm) or TELCO test tone level for voice circuits (0 dBm). Levels to a minus 20 VU may be read on the meter. This allows the - 20 dBm and - 30 dBm ranges to be used to read noise levels which are as much as 68 dB below peak program level.

The front panel monitor speaker has been selected for best overall tonal quality in order to permit subjective evaluation of the circuit. A one watt remote speaker amp is also provided with an independent level control at the rear of the AM200. The front panel headset jack mutes the front panel speaker and allows the technician to use a headset to more closely evaluate the circuit. An auxiliary jack on the front panel overrides the 6th input and allows a test cord to be used to bridge additional audio test points.



MECHANICAL DESCRIPTION

The AM200 occupies two rack mounting spaces in a standard 19" rack and is 5" deep. The side brackets can be rotated to make it flush or 5" extended mount. The unit contains a 117 VAC (220VAC optional) power supply.



MODULATION associates inc.		
SCALE: NONE	APPROVED BY:	DRAWN BY <i>J. Long</i>
DATE: 2-23-82		REVISED
SCHEMATIC, AM200		
		DRAWING NUMBER 5700-0002